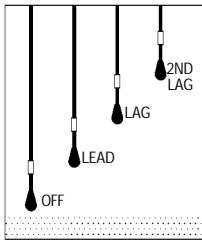


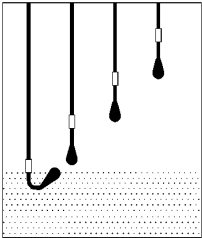
SOSO Operation

STEP 1



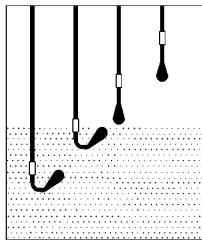
This example illustrates the normal operation of the Triplex Controller in a pump down application with four normally open-dry float switches. The switches are designated off, lead, lag, and 2nd lag. The example begins with all switches open and all loads de-energized.

STEP 2



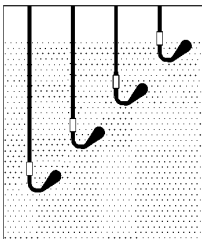
As the fluid level rises, the OFF switch closes, no loads are energized.

STEP 3



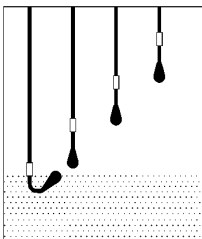
If the fluid level continues to rise, the lead switch closes and load 1 energizes.

STEP 4



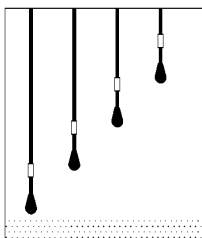
As the fluid level continues to rise each successive float switch closure sequentially energizes a corresponding load.

STEP 5



When the fluid level falls and each float switch opens, the loads remain energized so long as the OFF switch remains closed. No external auxiliary contacts are required to accomplish this latch feature.

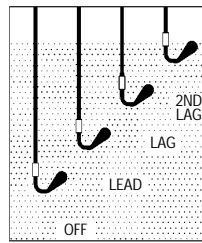
STEP 6



When the fluid level falls below the OFF switch, all loads simultaneously de-energize, and the alternating logic advances one position. The next rise and fall in fluid level and successive operation of load switches will result in the SOSO load operation as follows: 2-3-1, 3-1-2, and back to 1-2-3 as in Step 1.

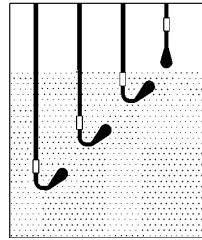
FOFO Operation

STEP 1



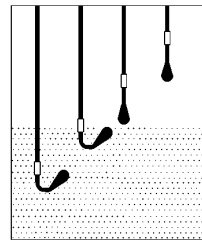
This example continues from SOSO operation step four. With all float switches closed, all loads are energized.

STEP 2



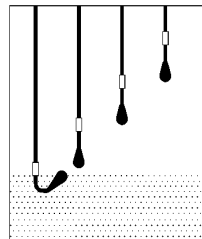
As the fluid level falls, the 2nd lag switch opens. All loads remain energized. Each float switch in descending order acts as the OFF switch for the preceding float.

STEP 3



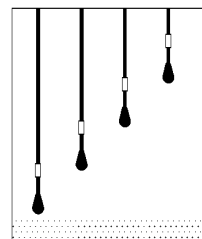
When the lag switch opens, load 1 de-energizes. Loads 2 and 3 remain energized.

STEP 4



When the lead switch opens, load 2 de-energizes. Load 3 is held on by the OFF switch.

STEP 5



When the OFF switch opens, load 3 de-energizes and the lead advances three positions. At the end of each cycle the lead advances one position for each load energized during the cycle. This particular example reverts back to SOSO OPERATION 1-4 wherein load 1 would again be the lead load.